

WOODBURNING AND MULTIFUEL - ECODESIGN READY



WOODBURNING & MULTIFUEL
ECODESIGN READY STOVE RANGE



The Greener Heating Choice

STOVES YOU CAN REALLY ENJOY



British Designed
Stoves



CONTENTS

- 03 | Introduction
- 05 | Essential stove information
- 06 | Stoves and the environment

STEEL STOVE RANGE 08

10 Wychwood	:	5kw • woodburner
12 Earlswood III	:	5kw • multifuel
14 Malvern II	:	5kw • multifuel
16 Malvern II Classic	:	5kw • multifuel
18 Astwood II	:	5kw • multifuel
20 Buxton II	:	5kw • multifuel
22 Tenbury T400	:	5kw • multifuel
24 Tenbury T550	:	5kw • multifuel

CAST IRON STOVE RANGE 26

28 Oakdale	:	5kw • multifuel
30 Ashdale	:	7kw • multifuel
32 Rowandale	:	5kw • multifuel
34 Larchdale	:	9kw • woodburner

CONTEMPORARY STOVE RANGE 36

38 Solis	:	5kw • multifuel
40 Trinity ECO 1 / 3	:	5kw • woodburner
42 Novus	:	5kw • multifuel
44 Neo ECO 1C / 3C	:	5kw • woodburner
46 Neo ECO 1P / 3P	:	5kw • woodburner
48 Neo ECO 1F / 3F	:	5kw • woodburner

STOVE TECHNICAL SPECIFICATIONS 50

- 50 | Steel stove technical specifications
- 53 | Cast iron stove technical specifications
- 54 | Contemporary stove technical specifications
- 56 | Stove installation clearances
- 57 | Installation information
- 57 | Stove accessories and 10 year warranty



WOODBURNING & MULTIFUEL STOVE RANGE

With over thirty years experience designing some of the world's finest woodburning and multifuel stoves we are pleased to offer a comprehensive range of premium quality EcoDesign ready room-heating products. Designed in Britain and engineered from the ground up to meet the needs of modern room heating, and all the latest and future environmental standards.

We offer a diverse range of stoves - steel, cast iron and contemporary as featured in this brochure. We also manufacture electric and gas stoves to the same impeccable standards (please ask your dealer for additional brochures).

Each range of stoves offers its own distinct style and character. Whichever you choose, all of our stoves are built for a lifetime of dependable use, feature a 10 year warranty

and feature a durable traditional black stove paint finish.

Featuring large ceramic glass door panels, (and side glass on some models) you will enjoy a stunning view of the fire, especially as the glass is continually swept clear of combustion deposits by a sophisticated airwash system.

Cleanburn technology and lined fireboxes ensure that you get the maximum efficiency from your fuel supplies - whether you choose to burn wood or solid fuel. Our entire range is 'DEFRA Exempt' which means that you can even use our stoves to burn wood in smoke controlled zones.

With outputs optimised to suit most homes requirements our stoves offer warmth, charm and dependability.





Wychwood steel stove • 5 Kw - see page 10.

Essential stove information

STOVE CONSTRUCTION

All of our stoves are designed in Britain and constructed using only the highest quality materials, to offer many years of trouble-free service. Construction and materials depends on the stove range you are interested in, please see the relevant stove range pages for more detailed information.

OUTPUTS

ACR Stoves produce varying degrees of heat. In order to calculate whether an appliance will be suitable for your room please consult your local dealer for advice. As a general rule of thumb you will need approximately 1 Kw of heat for every 14 cubic metres of room-space (based on an outdoor temperature of 0°C). Measure your room's height, width and depth to obtain a total cubic metres figure and divide by 14. This calculation can be influenced by other factors such as levels of insulation and number of windows, so treat your final figure as a guideline only. Your dealer will be happy to provide you with a more accurate calculation.

DEFRA EXEMPT

DEFRA exempt means that you can now burn wood in designated smoke controlled areas. All the stoves in this brochure are fully approved as DEFRA exempt when operated in accordance with the users manual. Visit www.defra.gov.uk for further information.



CLEARSKIES

ClearSkies is the objective and independent emissions and energy performance certification mark for solid fuel stoves and fireplaces. All ACR stoves that show the ClearSkies mark have been independently certified by the ClearSkies accreditation scheme, confirming that they meet or exceed the Ecodesign Regulations. This is based on the appliance's independent test results for efficiency and four different types of emissions, and give the assurance that you are choosing a low emission and low carbon heating solution for your home. Level 5 is the highest level of certification, all ACR ClearSkies approved stoves meet this top level.



SIA MEMBERS*

In 2022 a new European wide programme to lower emissions came into force to improve air quality, it is known as EcoDesign. The manufacturers within the Stove Industry Alliance (SIA) have chosen to design models which already meet the EcoDesign criteria now, to prove their commitment to lowering emissions and improving efficiencies. These stoves carry the SIA EcoDesign Ready label and have been independently tested and verified by HETAS. SIA EcoDesign Ready stoves are the most environmentally friendly stoves and offer lower particle emissions up to 90% better than those found in open fires, low CO emissions and higher efficiencies. Only SIA members can carry this approval currently – the SIA EcoDesign Ready logo guarantees that the stove has been independently tested and verified to conform



More information and updates can be found by visiting: www.stoveindustryalliance.co.uk

CE CERTIFICATION

In line with current building regulations your installer will need to check that the appliance he is installing is CE approved. All of our stoves are fully CE approved and the appropriate certification is available to your installer by calling ACR Stoves on 0121 706 8266.

DIRECT AIR SUPPLY

Many of our stoves can be connected to a direct air supply. This allows combustion air to be drawn into the stove directly from outside your home. Our direct air kit is designed for optimum performance with our stoves and is available from your local ACR dealer.



*As part of our drive to continuously enhance our product range, additional SIA EcoDesign approved appliances will be added to our range - for the latest list of approved appliances, please visit www.hetas.co.uk

Stoves and the environment



Woodburning is a highly efficient way to heat your home as wood absorbs more carbon dioxide whilst it is growing, than it emits when being burned. There are not many fuel sources that can claim this! Using an EcoDesign ready stove with the correct fuel is a very good way to reduce Co₂ emissions. EcoDesign ready stoves are up to 90% more efficient than an open fire and 80% more efficient than a 10 year old stove. Wood is also one of the few fuels that is renewable in our lifetime. A woodburning stove gives you both a sustainable heat source and a low carbon footprint.

SEASONING & STORING LOGS

We recommend that our customers select seasoned or kiln dried hardwood logs with no more than 20% moisture content. Purchasing from a sustainable forest management scheme ensures that the wood you buy will be replaced using sustainable methods. For prepacked logs look out for the 'Ready To Burn' logo, this is your guarantee that the wood has less than 20% moisture content and can be burned immediately.

Trees contain a lot of water, freshly cut logs will contain about 50% water and will be difficult to burn and may cause excessive tar deposits on glass panels, stove components and the flue pipe. We recommend that logs should be cut to the required lengths and stored outside in a manner that allows air to circulate, but under cover so they are protected from rain. If possible, it is always best to season the wood for two years before burning reducing water content to less than 20%.

SOLID FUEL

We do not recommend the use of house coal or solid fuels with a petroleum content of more than 20% as these could cause damage to your stove and invalidate your warranty. You are advised to check the compatibility of the fuel you intend to use with your chosen stove prior to committing to buy.

Please refer to:
<https://smokecontrol.defra.gov.uk/fuels.php>
 to get details as to the pet coke content of each fuel, to help you choose fuels with less than 20% pet coke content. If in doubt, please check with ACR Stoves prior to purchasing.



“ We all have an obligation to protect the environment and preserve its future. Making informed energy decisions now will reflect in the environment around us in the years to come. ”

Steel Stove Range

Our steel stove range features stove bodies made from premium grade heavy gauge steel with a solid cast iron door, grate and log guard (the Wychwood stove features a steel door). We use a heavier gauge of steel than most stoves to ensure many years of service and reliability.

10 Wychwood	:	5 kw • woodburner
12 Earlswood III	:	5 kw • multifuel
14 Malvern II	:	5 kw • multifuel
16 Malvern II Classic	:	5 kw • multifuel
18 Astwood II	:	5kw • multifuel
20 Buxton II	:	5kw • multifuel
22 Tenbury T400 ECO	:	5 kw • multifuel
24 Tenbury T550	:	5 kw • multifuel



Malvern II steel stove.



All ClearSkies and SIA Approved ACR Steel Stoves in this brochure feature these logos.

Please see page 57 for Ten Year Warranty information.

Sophisticated on the outside... sophisticated on the inside...

- 1 SOLID CONSTRUCTION**

Our stoves embody 30 years of design experience and are manufactured only from premium grade materials to withstand the high combustion temperatures and for many years of enjoyable dependability.
- 2 AIRWASH SYSTEM**

Combustion can produce deposits that build up on the inside of your stove, causing the glass door panel to become obscured. Our airwash system is designed to sweep away these deposits leaving a clear view of the fire.
- 3 CLEANBURN TECHNOLOGY**

Our highly efficient cleanburn combustion means more heat to your room and less harmful emissions to the atmosphere.
- 4 LINED FIREBOX**

More heat is retained for keeping you warm and our lining system also helps to keep the stove clean on the inside.
- 5 ADJUSTABLE LOG GUARD**

Simple to adjust between single or double height to suit your fuel - whether using logs or loading up with solid fuel.
- 6 STRAIGHTFORWARD CONTROLS**

Front mounted controls make it an easy task to get your stove under fire and to then maintain consistent output.
- 7 EASY TO MAINTAIN**

Our traditional stove paint finish can be wiped down when cool. A specialist ACR stove paint spray is available should you need to restore your stove's finish.



Wychwood 5 kw

EEL classification for ecolabelling 2018 **A+**

With its contemporary styling the Wychwood wood-burning stove creates a stunning focal point in any home. Supplied in a traditional black stove paint finish, the Wychwood features a large landscape door glass for an excellent view of the flames. With a powerful 5Kw output the Wychwood is designed to burn exceptionally cleanly. Featuring outstanding efficiency the Wychwood is EcoDesign Ready and DEFRA exempt, meaning that you can burn wood in smoke controlled zones. Available with a choice of skirted base, log-store base or legs to suit your installation, an optional pewter finish handle is also available for this stove.

When fitted, the optional heat shield allows for the stove to be installed 100mm away from combustible materials to the rear, and 250mm to the sides[†].



FEATURES AT A GLANCE

FINISH OPTIONS

- Clearances to combustibles when used with the optional heat shield are 100mm to the rear and 250mm to the sides[†]
- High quality steel construction for efficient heat transfer
- DEFRA exempt - you can now burn wood in smoke controlled zones
- 5kw nominal output - suitable for a wide range of room sizes
- Dedicated woodburning stove
- Large glass window for a relaxing view of the flames
- Very powerful airwash to help keep the glass panel free of deposits
- Available in traditional black stove paint finish
- Skirted base, log-store or leg options
- Black handle supplied as standard - optional pewter finish handle available
- Suitable for use on a 12mm hearth
- No additional room air ventilation required*
- Optional direct air supply kit available (80mm spigot)**
- 10 Year warranty



For information on maintaining your stoves finish and the range of ACR stovecare accessories, please see page 57.



The Wychwood is also available with a skirted base or log-store options.

[†]Insulated flue pipe must be used to enclose the flue collar.

*Depending on the age and type of property and should be confirmed with your installer.

**Please refer to Document J of the Building Regulation and HETAS guidelines.



A stylish and convenient log-store base is available for the Earlswood III as an option.



Earlswood III 5kw

EEL classification for ecolabelling 2018 **A+**

The multifuel Earlswood III stove has all the wonderful, cosy atmosphere of a traditional woodburning stove - with a difference - being DEFRA exempt means that the Earlswood III can be used for woodburning in smoke controlled zones. So now you can enjoy a real crackling log fire wherever you live - whether the town or country.

The Earlswood III is also suitable for burning a range of smokeless fuels (please see page 6 for more details) and is equipped with a powerful airwash system to help keep the glass door panel clear of deposits, for an uninterrupted view of the fire.





FEATURES AT A GLANCE

FINISH OPTIONS

- High quality steel construction with solid cast iron door for strength and efficient heat transfer
- DEFRA exempt - you can now burn wood in smoke controlled zones
- 5kw nominal output - suitable for a wide range of room sizes
- Multifuel - can be used with wood and smokeless fuel (please see page 6 for more details)
- Large glass window for a relaxing view of the flames
- Very powerful airwash to help keep the glass panel free of deposits
- Adjustable log guard for either wood or solid fuel
- Matching log-store base option
- Available in Traditional Black stove paint finish
- Brushed steel handle available as an option
- Suitable for use on a 12mm hearth
- No additional room air ventilation required*
- Optional direct air supply kit available (80mm spigot)**
- 10 Year warranty



For information on maintaining your stoves finish and the range of ACR stovecare accessories, please see page 57.



Log guard adapts from double to single height to accommodate different fuel loads on the Earlswood III stove.



A brushed steel handle option is also available.

*Depending on the age and type of property and should be confirmed with your installer.

**Please refer to Document J of the Building Regulation and HETAS guidelines.



A stylish and convenient log-store base is available for the Malvern II as an option.



Malvern II 5kW

EEL classification for ecolabelling 2018 **A+**

The Malvern II stove brings a more contemporary style to the traditional stove, with a choice of standard legs or a log-store base option. All will keep you beautifully warm and cosy throughout the winter and those chilly summer evenings. Being DEFRA exempt means that the Malvern II can be used for woodburning in smoke controlled zones. So whether you live in the town or the country, you can now enjoy the pleasures of a real woodburning stove.

A range of smokeless fuels can also be burned on the Malvern II (please see page 6 for more details) which is also equipped with a powerful airwash to help keep the glass clean for a fantastic view of the fire.



FEATURES AT A GLANCE

- High quality steel construction with solid cast iron door for strength and efficient heat transfer
- DEFRA exempt - you can now burn wood in smoke controlled zones
- 5kw nominal output - suitable for a wide range of room sizes
- Multifuel - can be used with wood and smokeless fuel (please see page 6 for more details)
- Large glass window for a relaxing view of the flames
- Very powerful airwash to help keep the glass panel free of deposits
- Adjustable log guard for either wood or solid fuel
- Matching log-store base option
- Available in traditional black stove paint finish
- Brushed steel handle as standard - matt black available as an option
- Suitable for use on a 12mm hearth
- No additional room air ventilation required*
- Optional direct air supply kit available (80mm spigot)**
- 10 Year warranty



For information on maintaining your stoves finish and the range of ACR stovecare accessories, please see page 57.



Log guard adapts from double to single height to accommodate different fuel loads on all Malvern II stoves.



*Depending on the age and type of property and should be confirmed with your installer.

**Please refer to Document J of the Building Regulation and HETAS guidelines.



Malvern II Classic 5kw

EEL classification for ecolabelling 2018 **A+**

With all the advanced features, build quality and style of the Malvern II stove, the Malvern II Classic introduces a touch of Regency charm with its elegantly sculpted lines. Being DEFRA exempt means that the Malvern II Classic can be used for woodburning in smoke controlled zones. So whether you live in the town or the country, you can now enjoy the pleasures of a real woodburning stove. The Malvern II Classic is equipped with a powerful airwash to help keep the glass clear of unsightly deposits for a fantastic view of the fire and is also suitable for use with a range of smokeless fuels (please see page 6 for more details).



FEATURES AT A GLANCE

- High quality steel construction with solid cast iron door for strength and efficient heat transfer
- DEFRA exempt - you can now burn wood in smoke controlled zones
- 5kw nominal output - suitable for a wide range of room sizes
- Multifuel - can be used with wood and smokeless fuel (please see page 6 for more details)
- Large glass window for a relaxing view of the flames
- Very powerful airwash to help keep the glass panel free of deposits
- Adjustable log guard for either wood or solid fuel
- Available in Traditional Black stove paint finish
- Brushed steel handle
- Suitable for use on a 12mm hearth
- No additional room air ventilation required*
- Optional direct air supply kit available (80mm spigot)**
- 10 Year warranty



For information on maintaining your stoves finish and the range of ACR stovecare accessories, please see page 57.



Malvern II Classic log guard adapts from double to single height to accommodate different fuel loads.



*Depending on the age and type of property and should be confirmed with your installer.

**Please refer to Document J of the Building Regulation and HETAS guidelines.

Astwood II 5kW

EEL classification for ecolabelling 2018 **A+**

Designed to look at home in slightly larger fireplaces and settings, the Astwood II is constructed with the same high quality materials and attention to detail that ACR are renowned for - featuring a solid cast iron door and a powerful airwash system to keep the large ceramic glass panel clear of unsightly deposits.

With the ability to burn either wood or solid fuel (please see page 6 for more details), and being DEFRA exempt to allow burning wood in smoke controlled zones, the Astwood II is also a very practical way to heat your home.




FEATURES AT A GLANCE

FINISH OPTIONS

- High quality steel construction with solid cast iron door for strength and efficient heat transfer
- DEFRA exempt - you can now burn wood in smoke controlled zones
- 5kw nominal output - suitable for a wide range of room sizes
- Multifuel - can be used with wood and smokeless fuel (please see page 6 for more details)
- Large glass window for a relaxing view of the flames
- Very powerful airwash to help keep the glass panel free of deposits
- Adjustable log guard for either wood or solid fuel
- Available in Traditional Black stove paint finish
- Brushed steel handle available as an option
- Suitable for use on a 12mm hearth
- No additional room air ventilation required*
- Optional direct air supply kit available (80mm spigot)**
- 10 Year warranty



For information on maintaining your stoves finish and the range of ACR stovecare accessories, please see page 57.



The Astwood II log guard adapts from double to single height to accommodate different fuel loads.



A brushed steel handle option is also available.

*Depending on the age and type of property and should be confirmed with your installer.

**Please refer to Document J of the Building Regulation and HETAS guidelines.

Buxton II 5kw

EEL classification for ecolabelling 2018 **A+**

Clean, contemporary styling makes the Buxton II stove the perfect complement for less traditional rooms.

The Buxton II also features a solid cast iron door and a powerful airwash system to keep the large ceramic glass panel clear of unsightly deposits.

Being DEFRA exempt means that you can burn wood in smoke controlled zones and can also burn a variety of smokeless fuels (please see page 6 for more details) making it also a very practical way of heating your home.





FEATURES AT A GLANCE

FINISH OPTIONS

- High quality steel construction with solid cast iron door for strength and efficient heat transfer
- DEFRA exempt - you can now burn wood in smoke controlled zones
- 5kw nominal output - suitable for a wide range of room sizes
- Multifuel - can be used with wood and smokeless fuel (please see page 6 for more details)
- Large glass window for a relaxing view of the flames
- Very powerful airwash to help keep the glass panel free of deposits
- Adjustable log guard for either wood or solid fuel
- Available in Traditional Black stove paint finish
- Brushed steel handle as standard - matt black available as an option
- Suitable for use on a 12mm hearth
- No additional room air ventilation required*
- Optional direct air supply kit available (80mm spigot)**
- 10 Year warranty



For information on maintaining your stoves finish and the range of ACR stovecare accessories, please see page 57.



Log guard adapts from double to single height to accommodate different fuel loads on the Buxton II stove.

*Depending on the age and type of property and should be confirmed with your installer.

**Please refer to Document J of the Building Regulation and HETAS guidelines.

Tenbury T400 ECO 5kw

EEL classification for ecolabelling 2018 A

The Tenbury T400 ECO insert is the perfect solution for enjoying real stove ambience in a standard 16" fireplace opening. Featuring attractive, contemporary styling with the option of either a three or four sided frame to suit your installation. The Tenbury T400 ECO can take logs up to 25cm long or smokeless fuel (please see page 6 for more details). A powerful airwash helps to keep the glass clear giving you a stunning view of the flames. As a DEFRA exempt appliance, the Tenbury T400 ECO can be used to burn wood in smoke controlled areas making this a very versatile solution to room heating.




FEATURES AT A GLANCE

FINISH OPTIONS

- High quality steel construction for strength and efficient heat transfer
- Designed for easy installation into a standard 16" fireplace opening
- DEFRA exempt - you can now burn wood in smoke controlled zones
- 5kw nominal output - suitable for a wide range of room sizes
- Vermiculite lining
- Multifuel - can be used with wood and smokeless fuel (please see page 6 for more details)
- Large glass window for a relaxing view of the flames
- Available with a 3 sided or 4 sided frame to suit your installation
- Very powerful airwash to help keep the glass panel free of deposits
- Available in Traditional Black stove paint finish
- Brushed steel handle
- No additional room air ventilation required*
- 10 Year warranty



For information on maintaining your stoves finish and the range of ACR stovecare accessories, please see page 57.



Tenbury T550 5kw

EEL classification for ecolabelling 2018 **A+**

The Tenbury T550 features the same contemporary styling as the T400 ECO but with a wider firebox. A removable convection outerbox makes for straightforward installation with the option of either a three or four sided frame to suit your setting. The Tenbury T550 can handle logs up to 40cm long or smokeless fuel (please see page 6 for more details). A powerful airwash helps to keep the glass clear giving you a stunning view of the flames. As a DEFRA exempt appliance, the Tenbury T550 can be used to burn wood in smoke controlled areas making this a very versatile solution to room heating.



FEATURES AT A GLANCE

FINISH OPTIONS

- High quality steel construction for strength and efficient heat transfer
- DEFRA exempt - you can now burn wood in smoke controlled zones
- 5kw nominal output - suitable for a wide range of room sizes
- Acummotte ceramic lining
- Multifuel - can be used with wood and smokeless fuel (please see page 6 for more details)
- Large glass window for a relaxing view of the flames
- Available with a 3 sided or 4 sided frame to suit your installation
- Very powerful airwash to help keep the glass panel free of deposits
- Available in Traditional Black stove paint finish
- Brushed steel handle
- No additional room air ventilation required*
- Optional direct air supply kit available (80mm spigot)**
- 10 Year warranty



For information on maintaining your stoves finish and the range of ACR stovecare accessories, please see page 57.



*Depending on the age and type of property and should be confirmed with your installer.

**Please refer to Document J of the Building Regulation and HETAS guidelines.

Cast Iron Stove Range

Our cast iron stove range offers the finest in room heating style. Manufactured only from premium grade cast iron, sculpted and textured to create a real sense of occasion in any room setting. Durability is engineered in for a lifetime of dependable service, with exceptional heat transfer and unbeatable heat retention once the fire has expired.

28 | Oakdale : 5kw • multifuel

30 | Ashdale : 7kw • multifuel

32 | Rowandale : 5kw • multifuel

34 | Larchdale : 9kw • woodburner



Oakdale cast iron stove.



All SIA Approved ACR Cast Iron Stoves in this brochure feature this logo.

Please see page 57 for Ten Year Warranty information.

Sophisticated on the outside... sophisticated on the inside...

- 1 SOLID CONSTRUCTION**

Our stoves embody 30 years of design experience and are manufactured only from premium grade materials to withstand the high combustion temperatures and for many years of enjoyable dependability.
- 2 AIRWASH SYSTEM**

Combustion can produce deposits that build up on the inside of your stove, causing the glass door panel to become obscured. Our airwash system is designed to sweep away these deposits leaving a clear view of the fire.
- 3 CLEANBURN TECHNOLOGY**

Our highly efficient cleanburn combustion means more heat to your room and less harmful emissions to the atmosphere.
- 4 LINED FIREBOX**

More heat is retained for keeping you warm and our lining system also helps to keep the stove clean on the inside.
- 5 ADJUSTABLE LOG GUARD**

Simple to adjust between single or double height to suit your fuel - whether using logs or loading up with solid fuel.
- 6 STRAIGHTFORWARD CONTROLS**

Front mounted controls make it an easy task to get your stove under fire and to then maintain consistent output.
- 7 EASY TO MAINTAIN**

Our traditional stove paint finish can be wiped down when cool. A specialist ACR stove paint spray is available should you need to restore your stoves finish.





All stoves in our cast iron range feature easy to adjust air control sliders for precise and efficient operation.

Oakdale 5kw

EEI classification for ecolabelling 2018 **A**

The multifuel Oakdale stove has all the charm of a traditional cast iron stove combined with the latest technology and features a powerful airwash system along with highly efficient controls. Being DEFRA exempt means that the Oakdale can be used to burn wood in smoke controlled zones, so whether you live in the town or the country you can enjoy a crackling log fire. The Oakdale can also be used to burn a variety of smokeless fuels (please see page 6 for more details).

Available in traditional matt black stove paint, the Oakdale is the ideal stove to suit any room decor.



FEATURES AT A GLANCE

- High quality solid cast iron construction for durability and efficient heat transfer
- DEFRA exempt - you can now burn wood in smoke controlled zones
- 5kw nominal output - suitable for a wide range of room sizes
- Multifuel - can be used with wood and smokeless fuel (please see page 6 for more details)
- Large glass window for a relaxing view of the flames
- Very powerful airwash to help keep the glass panel free of deposits
- Adjustable log guard for either wood or solid fuel
- Available in Traditional Black stove paint finish
- Brushed steel handle
- Suitable for use on a 12mm hearth
- No additional room air ventilation required*
- Optional direct air supply kit available (100mm spigot)**
- 10 Year warranty

FINISH OPTIONS



Black stove paint

For information on maintaining your stoves finish and the range of ACR stovecare accessories, please see page 57.



Log guard adapts from double to single height to accommodate different fuel loads on all Oakdale stoves.




*Depending on the age and type of property and should be confirmed with your installer.

**Please refer to Document J of the Building Regulation and HETAS guidelines.



All stoves in our cast iron range feature easy to adjust air control sliders for precise and efficient operation.



Ashdale 7kw

EEL classification for ecolabelling 2018 **A+**

The Ashdale's 7Kw output makes it suitable for medium to large sized rooms. Traditional in style yet equipped with the latest stove technology, the Ashdale is highly controllable, allowing you to get the most efficient burn rate from your fuel. A powerful airwash system ensures a clear view of the flames during operation, the Ashdale is available in traditional matt black stove paint finish.

Being DEFRA exempt allows wood to be burned in smoke controlled zones along with the ability to burn smokeless fuel (please see page 6 for more details), making the Ashdale a practical option to heat your home whether in the town or country.



FEATURES AT A GLANCE

- High quality solid cast iron construction for durability and efficient heat transfer
- DEFRA exempt - you can now burn wood in smoke controlled zones
- 7kw nominal output - suitable for a wide range of room sizes
- Multifuel - can be used with wood and smokeless fuel (please see page 6 for more details)
- Large glass window for a relaxing view of the flames
- Very powerful airwash to help keep the glass panel free of deposits
- Adjustable log guard for either wood or solid fuel
- Available in Traditional Black stove paint finish
- Brushed steel handle
- Suitable for use on a 12mm hearth
- Optional direct air supply kit available (100mm spigot)**
- 10 Year warranty

FINISH OPTIONS



Black stove paint

For information on maintaining your stoves finish and the range of ACR stovecare accessories, please see page 57.



Log guard adapts from double to single height to accommodate different fuel loads on all Ashdale stoves.



**Please refer to Document J of the Building Regulation and HETAS guidelines.

• As per approved document J of the building regs and HETAS guidelines, room ventilation may be required. Your HETAS approved installer will clarify this for you.



All stoves in our cast iron range feature easy to adjust air control sliders for precise and efficient operation.



Rowandale 5kw

EEL classification for ecolabelling 2018 **A**

The Rowandale stove features a stunning panoramic door and is equipped with a powerful airwash to keep the glass clean and show off the fire to its fullest effect. A 5Kw output makes it suitable for many room sizes, whilst being DEFRA exempt means you can now burn wood in smoke controlled zones. The ability to also burn smokeless fuels makes the Rowandale a reliable heat source for your home (please see page 6 for more details).

Available in a traditional matt black stove paint finish, the Rowandale is the perfect complement both your fireplace setting and room.



FEATURES AT A GLANCE

- High quality solid cast iron construction for durability and efficient heat transfer
- DEFRA exempt - you can now burn wood in smoke controlled zones
- 5kw nominal output - suitable for a wide range of room sizes
- Multifuel - can be used with wood and smokeless fuel (please see page 6 for more details).
- Large glass window for a relaxing view of the flames
- Very powerful airwash to help keep the glass panel free of deposits
- Adjustable log guard for either wood or solid fuel
- Available in Traditional Black stove paint finish
- Brushed steel handle
- Suitable for use on a 12mm hearth
- No additional room air ventilation required*
- Optional direct air supply kit available (100mm spigot)**
- 10 Year warranty



Black stove paint

For information on maintaining your stoves finish and the range of ACR stoveware accessories, please see page 57.



Log guard adapts from double to single height to accommodate different fuel loads on all Rowandale stoves.

*Depending on the age and type of property and should be confirmed with your installer.

**Please refer to Document J of the Building Regulation and HETAS guidelines.



Larchdale 9kw

EEI classification for ecolabelling 2018 **A**

The Larchdale is a dedicated woodburner and the largest stove in our cast iron range. With an impressive 9Kw output and the ability to take 50cm long logs, this is the stove of choice for larger rooms. DEFRA exemption means that the Larchdale can be used in smoke controlled zones, allowing you to enjoy a crackling real fire in the town or country. The large glass door panel offers an excellent view of the fire and is swept clean by a powerful airwash system, helping to prevent unsightly deposits. Available in traditional matt black stove paint finish with a contrasting brushed steel door handle.



FEATURES AT A GLANCE

FINISH OPTIONS

- High quality solid cast iron construction for durability and efficient heat transfer
- DEFRA exempt - you can now burn wood in smoke controlled zones
- 9kw nominal output - suitable for a larger rooms
- Woodburner with capacity for logs up to 50cm in length
- Large glass window for an excellent view of the flames
- Very powerful airwash to help keep the glass panel free of deposits
- Available in Traditional Black stove paint finish
- Brushed steel handle
- Suitable for use on a 12mm hearth
- Optional direct air supply kit available (100mm spigot)**
- 10 Year warranty



For information on maintaining your stoves finish and the range of ACR stovecare accessories, please see page 57.



**Please refer to Document J of the Building Regulation and HETAS guidelines.
• As per approved document J of the building regs and HETAS guidelines, room ventilation may be required. Your HETAS approved installer will clarify this for you.

Contemporary Stove Range

Our contemporary range features stove bodies made from premium grade heavy gauge steel with a solid cast iron flue collar and grate. All our Neo stoves also feature a solid cast iron door and top plate. We use a heavier gauge of steel than most stoves to ensure many years of service and reliability.

38 Solis	:	5kw • multifuel
40 Trinity ECO 1 / 3	:	5kw • woodburner
42 Novus	:	5kw • multifuel
44 Neo ECO 1C / 3C	:	5kw • woodburner
46 Neo ECO 1P / 3P	:	5kw • woodburner
48 Neo ECO 1F / 3F	:	5kw • woodburner



Neo ECO 3P contemporary stove.



All SIA Approved ACR Contemporary Stoves in this brochure feature this logo.

Please see page 57 for Ten Year Warranty information.

Sophisticated on the outside... sophisticated on the inside...

- 1 FRIENDLY INSTALLATION**

Most ACR stoves are supplied as standard with a UK friendly 125mm (5") flue collar. Please note the Novus and Solis are supplied with a 150mm (6") flue collar.
- 2 SOLID CONSTRUCTION**

Our stoves embody 30 years of design experience and are manufactured only from premium grade materials to withstand the high combustion temperatures and for many years of enjoyable dependability.
- 3 AIRWASH SYSTEM**

Combustion can produce deposits that build up on the inside of your stove, causing the glass door panel to become obscured. Our airwash system is designed to sweep away these deposits leaving a clear view of the fire.
- 4 CLEANBURN TECHNOLOGY**

Our highly efficient cleanburn combustion means more heat to your room and less harmful emissions to the atmosphere.
- 5 LINED FIREBOX**

More heat is retained for keeping you warm and our lining system also helps to keep the stove clean on the inside.
- 6 LIDDED ASHPAN SYSTEM**

Our Neo and Trinity stoves incorporate our user friendly ashpan removal system complete with lid for minimal unwanted mess when cleaning out your stove.
- 7 STRAIGHTFORWARD CONTROL SYSTEM**

Simple to use front mounted controls make an easy task of lighting your stove and maintaining consistent outputs.
- 8 EASY TO MAINTAIN**

Our stove paint finish can be wiped down when cool with a soft lint free cloth. A specialist ACR stove paint is available should you need to restore your stoves finish.

- 1

2

3

4

5

6

7

8



All NEO stoves feature a discreet ashpan mechanism. Simply slide out the drawer, fit the lid in place and remove the ashpan with minimum mess.

Solis 5kw

EEI classification for ecolabelling 2018 **A+**

With a sleek brushed steel handle running for the whole length of the door and with the option of a black glass top plate, the Solis is a striking stove which will become the focal point of any home. It's large glass door gives an excellent view of the fire and the convenient storage cupboard is ideal for keeping kindling to hand. The Solis also features controls discreetly sited within the store cupboard area to create a stove with clean, uninterrupted lines.

The Solis is capable of burning wood and smokeless fuels (please see page 6 for more details) for great versatility. Being DEFRA exempt means that you can burn wood in smoke controlled areas allowing you to enjoy a real fire whether in the town or the country.



FEATURES AT A GLANCE

- High quality steel construction
- DEFRA exempt - you can now burn wood in smoke controlled areas
- Multifuel - can be used with wood and smokeless fuel (please see page 6 for more details)
- 5kw nominal output
- 150mm (6") flue collar - top flue exit only†
- No additional room air requirement*
- High efficiency lined firebox
- Large glass window for a relaxing view of the fire
- Very powerful airwash to help keep the glass panel free of deposits
- Finished in matt black stove paint
- Brushed steel handle
- Black glass top plate option available
- Suitable for use on as 12mm hearth
- Easy to operate discreet controls
- Optional direct air supply kit available (100mm spigot)**
- 10 year warranty



For information on maintaining your stoves finish and the range of ACR stovecare accessories, please see page 57.



An optional black glass top plate is also available for the Solis stove, creating a distinctive style feature.



Attention to detail and precision manufacturing feature on the Solis stove.

†Please note it is not possible to sweep the chimney through the Solis therefore sweeping provision must be made.

*Depending on the age and type of property and should be confirmed with your installer.

**Please refer to Document J of the Building Regulation and HETAS guidelines.

Trinity ECO 1/3 5 kw

EEl classification for ecolabelling 2018 **A**

The Trinity ECO 1 and 3 are the compact woodburning models in our contemporary stove range, featuring distinct square styling that makes a striking focal point in any home.

The large glass door panel is swept clean by a powerful airwash system to give excellent views of the flames. The Trinity ECO is available with optional side glasses for a truly panoramic view of the fire.

Being DEFRA exempt means that you can burn wood in smoke controlled areas, allowing you to enjoy a real stove whether in the town or country. Please see page 6 for more details about woodburning and the environment.



FEATURES AT A GLANCE

- High quality steel construction with cast iron grate
- DEFRA exempt - you can now burn wood in smoke controlled areas
- Woodburning stove (please see page 6 for more details)
- 5kw nominal output
- 125mm (5") flue collar for straightforward installation
- No additional room air requirement*
- High efficiency lined firebox
- Large glass window for a relaxing view of the flames with single or three panel glass options
- Very powerful airwash to help keep the door glass clean
- Finished in matt black stove paint
- Brushed steel handle
- Easy to operate - front mounted calibrated air control dial
- Convenient ash removal system with anti-spill lid
- Chimney can be swept through the stove
- Suitable for use on a 12mm hearth
- Optional direct air supply kit available (100mm spigot)**
- Optional Heat Shield available to allow lower clearances to combustibles (please see page 56 for more details)
- 10 year warranty

FINISH OPTIONS



For information on maintaining your stoves finish and the range of ACR stovecare accessories, please see page 57.



Easy to use calibrated air control dial for simple and precise operation of the stove.



Discreet ashpan mechanism - simply slide out the drawer, fit the lid in place and remove the ashpan with minimum mess.

*Depending on the age and type of property and should be confirmed with your installer.

**Please refer to Document J of the Building Regulation and HETAS guidelines.

Novus 5kw

EEL classification for ecolabelling 2018 A+

With it's black glass front and gloss black ceramic top panel beautifully offset by the traditional black side panels, the Novus creates a striking focal point in any home. The Novus also features a convenient storage area below the door - ideal for keeping logs to hand.

The large glass door is swept clear of deposits by a powerful airwash to give an excellent view of the flames.

With multifuel capability the Novus can burn wood and a range of smokeless fuels (please see page 6 for more details). Plus being DEFRA exempt means that you can burn wood in smoke controlled areas, allowing you to enjoy a real stove whether in the town or country.



FEATURES AT A GLANCE

FINISH OPTIONS

- High quality steel construction with glass door with a steel frame and ceramic top plate
- DEFRA exempt - you can now burn wood in smoke controlled areas
- Multifuel - can be used with wood and smokeless fuel (please see page 6 for more details)
- 5kw nominal output
- 150mm (6") flue collar†
- No additional room air requirement*
- High efficiency lined firebox
- Large glass window for a relaxing view of the fire
- Very powerful airwash to help keep the glass panel free of deposits
- Finished in matt black stove paint
- Brushed steel handle
- Suitable for use on a 12mm hearth
- Easy to operate, front mounted slider air controls
- Optional direct air supply kit available (100mm spigot)**
- 10 Year warranty



For information on maintaining your stoves finish and the range of ACR stovecare accessories, please see page 57.



Attention to detail creates a stunning and dependable room heating solution.



Easy to use air control sliders for simple and precise operation of the stove.

†Please note it is not possible to sweep the chimney through the Novus therefore sweeping provision must be made.

*Depending on the age and type of property and should be confirmed with your installer.

**Please refer to Document J of the Building Regulation and HETAS guidelines.



Easy to use calibrated air control dial for simple and precise operation of the stove.



A gloss black glass top plate is also available as an option for the Neo ECO 1C / 3C, for both top and rear flue installations.



Neo ECO 1C/3C

5kw

EEL classification for ecolabelling 2018

A

The Neo ECO 1C /3C is everything you would expect from a fully featured, contemporary woodburning stove. Being DEFRA exempt means you can now burn wood in smoke controlled areas. Please see page 6 for more details about woodburning and the environment.

The Neo ECO 1C /3C has a discreet cupboard base, ideal for convenient storing of logs and kindling.

With a large glass door equipped with a powerful airwash to keep it clean, the Neo ECO 1C will give excellent views of the fire. The Neo ECO 3C has the benefit of additional side panel glass to give a more panoramic view of the flames.



FEATURES AT A GLANCE

FINISH OPTIONS

- High quality steel construction with cast iron door and top casting for strength and efficient heat transfer
- DEFRA exempt - you can now burn wood in smoke controlled areas
- Woodburning stove (please see page 6 for more details)
- 5kw nominal output
- 125mm (5") flue collar for straightforward installation
- No additional room air requirement*
- High efficiency lined firebox
- Large glass window for a relaxing view of the flames with single or three panel glass options
- Very powerful airwash to help keep the glass panel free of deposits
- Discreet storage cupboard base with optional kit to convert the cupboard into an integral open fronted log store
- Finished in matt black stove paint with a black glass top plate option available for both top and rear flue installations
- Brushed steel handle
- Easy to operate, front mounted calibrated air control dial
- Convenient ash removal system with anti-spill lid
- Chimney can be swept through the stove
- Suitable for use on a 12mm hearth
- Optional direct air supply kit available (100mm spigot)**
- Optional Heat Shield available to allow lower clearances to combustibles (please see page 56 for more details)
- 10 Year warranty



For information on maintaining your stoves finish and the range of ACR stovecare accessories, please see page 57.



An optional kit is available for the Neo ECO 1C/3C to convert the cupboard into an integral open fronted log store.



The NEO ECO 1C/3C features a convenient storage cupboard, ideal for keeping logs and kindling close to hand.

Easy to use calibrated air control dial for simple and precise operation of the stove.



A gloss black glass top plate is also available as an option for the Neo ECO 1P/3P, for both top and rear flue installations.



Neo ECO 1P/3P 5kw

EEL classification for ecolabelling 2018 **A**

With its striking pedestal base the Neo ECO 1P/3P is everything you would expect from a fully featured, contemporary woodburning stove - creating a real sense of occasion in any room.

The large glass door panel is swept clean by a powerful airwash system so the Neo ECO 1P offers excellent views of the fire. The Neo3P has the benefit of side panel glass in addition to the front glass to give a more panoramic view of the flames.

Being DEFRA exempt means that you can burn wood in smoke controlled areas, allowing you to enjoy a real stove whether in the town or country.

Please see page 6 for more details about woodburning and the environment.



FEATURES AT A GLANCE

FINISH OPTIONS

- High quality steel construction with cast iron door and top casting for strength and efficient heat transfer
- DEFRA exempt - you can now burn wood in smoke controlled areas
- Woodburning stove (please see page 6 for more details)
- 5kw nominal output
- 125mm (5") flue collar for straightforward installation
- No additional room air requirement*
- High efficiency lined firebox
- Large glass window for a relaxing view of the flames with single or three panel glass options
- Very powerful airwash to help keep the glass panel free of deposits
- Single pedestal base
- Finished in matt black stove paint with a black glass top panel option available for both top and rear flue installations
- Brushed steel handle
- Easy to operate, front mounted calibrated air control dial
- Convenient ash removal system with anti-spill lid
- Chimney can be swept through the stove
- Suitable for use on a 12mm hearth
- Optional direct air supply kit available (100mm spigot)**
- Optional Heat Shield available to allow lower clearances to combustibles (please see page 56 for more details)
- 10 Year warranty



For information on maintaining your stoves finish and the range of ACR stovecare accessories, please see page 57.



Stabilising brackets are available as an option for the Neo ECO 1P/3P for installations that, for example, have a slightly uneven hearth. The brackets secure the base of the stove body to the wall and can be adjusted to the required length.

*Depending on the age and type of property and should be confirmed with your installer.

**Please refer to Document J of the Building Regulation and HETAS guidelines.

Easy to use calibrated air control dial for simple and precise operation of the stove.



A gloss black glass top plate is also available as an option for the Neo ECO 1F / 3F for both top and rear flue installations.



Neo ECO 1F/3F 5 kw

EEl classification for ecolabelling 2018 **A**

The Neo ECO 1F/3F woodburning stove is fitted with four short cylindrical legs, making this variant ideal for installing into a fireplace recess. Also perfect for freestanding applications with a distinctly different look to the pedestal or cupboard models.

Swept clean by a powerful airwash system, the glass panel of the Neo ECO 1F offers excellent views of the fire. The Neo ECO 3F has the benefit of side glass panels in addition to the front glass for an expansive view of the flames.

Being DEFRA exempt means that you can burn wood in smoke controlled areas, allowing you to enjoy a real stove whether in the town or country. Please see page 6 for more details about woodburning and the environment.



FEATURES AT A GLANCE

FINISH OPTIONS

- High quality steel construction with cast iron door and top casting for strength and efficient heat transfer
- DEFRA exempt - you can now burn wood in smoke controlled areas
- Woodburning stove (please see page 6 for more details)
- 5kw nominal output
- 125mm (5") flue collar for straightforward installation
- No additional room air requirement*
- High efficiency lined firebox
- Large glass window for a relaxing view of the flames with single or three panel glass options
- Very powerful airwash to help keep the glass panel free of deposits
- Short legs for installation into a recess or floor-standing
- Finished in matt black stove paint with a black glass top plate option available for both top and rear flue installations
- Brushed steel handle
- Easy to operate, front mounted calibrated air control dial
- Convenient ash removal system with anti-spill lid
- Chimney can be swept through the stove
- Suitable for use on a 12mm hearth
- Optional direct air supply kit available (100mm spigot)**
- Optional Heat Shield available to allow lower clearances to combustibles (please see page 56 for more details)
- 10 Year warranty



For information on maintaining your stoves finish and the range of ACR stovecare accessories, please see page 57.



All Neo stoves feature a discreet ashpan mechanism. Simply slide out the drawer, fit the lid in place and remove the ashpan with minimum mess.

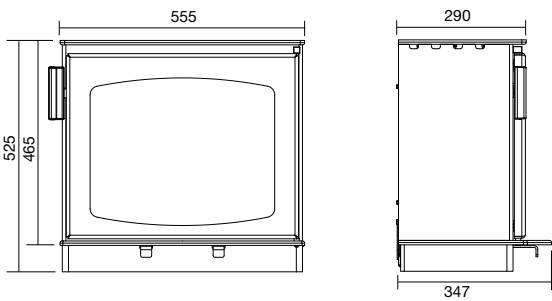
*Depending on the age and type of property and should be confirmed with your installer.

**Please refer to Document J of the Building Regulation and HETAS guidelines.

Steel stoves technical specifications

All dimensions are quoted in mm unless stated otherwise.

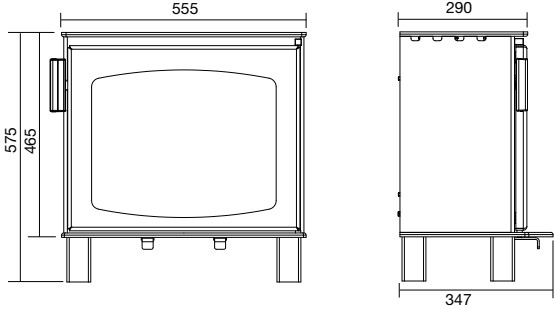
Wychwood



Fuel	Wood
Nominal Output	5 kw
Output - Min / Max	3 kw / 6.5 kw
Net Efficiency	82.2%
Gross Efficiency	75.1%
Max Hearth Temp	Less than 100°C
Weight	90 kg
Max Log Size	35 cm
Flue Diameter	125 mm (inside dia)
Flue Location	Top or Rear
Floor to centre of rear flue outlet	422 mm
Rear of stove to centre top flue outlet	127 mm*
Construction	Steel
EEl classification for ecolabelling 2018	A+

*This distance will increase if the optional heat shield is installed.

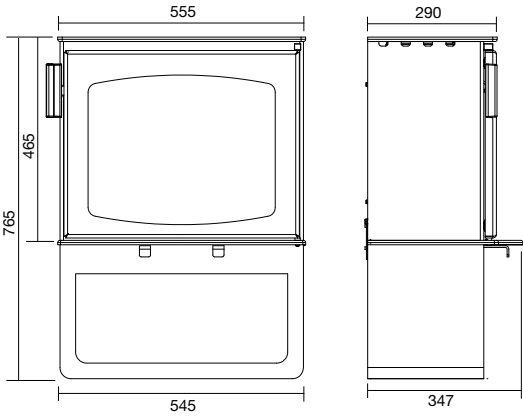
Wychwood with legs



Fuel	Wood
Nominal Output	5 kw
Output - Min / Max	3 kw / 6.5 kw
Net Efficiency	82.2%
Gross Efficiency	75.1%
Max Hearth Temp	Less than 100°C
Weight	90 kg
Max Log Size	35 cm
Flue Diameter	125 mm (inside dia)
Flue Location	Top or Rear
Floor to centre of rear flue outlet	445 mm
Rear of stove to centre top flue outlet	127 mm*
Construction	Steel
EEl classification for ecolabelling 2018	A+

*This distance will increase if the optional heat shield is installed.

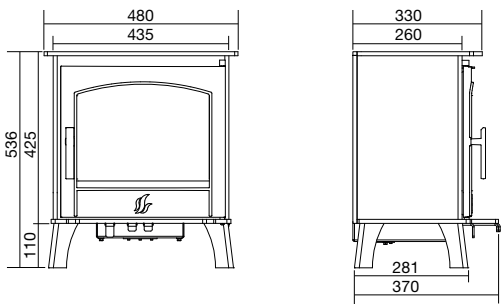
Wychwood LS



Fuel	Wood
Nominal Output	5 kw
Output - Min / Max	3 kw / 6.5 kw
Net Efficiency	82.2%
Gross Efficiency	75.1%
Max Hearth Temp	Less than 100°C
Weight	105 kg
Max Log Size	35 cm
Flue Diameter	125 mm (inside dia)
Flue Location	Top or Rear
Floor to centre of rear flue outlet	630 mm
Rear of stove to centre top flue outlet	127 mm*
Construction	Steel
EEl classification for ecolabelling 2018	A+

*This distance will increase if the optional heat shield is installed.

Earlswood III

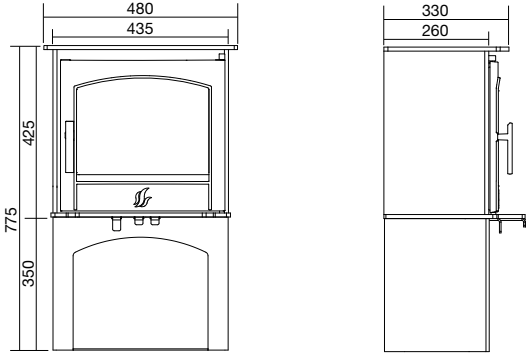


Fuel	Wood and Solid Fuel
Nominal Output	5 kw
Output - Min / Max	2.5 kw / 6.5 kw
Net Efficiency	84.3%
Gross Efficiency	76.7%
Max Hearth Temp	Less than 100°C
Weight	80 kg
Max Log Size	35 cm
Flue Diameter	125 mm (inside dia)
Flue Location	Top or Rear
Floor to centre of rear flue outlet	430 mm
Rear of stove to centre top flue outlet	105 mm
Construction	Cast Iron and Steel
EEl classification for ecolabelling 2018	A+

Steel stoves technical specifications

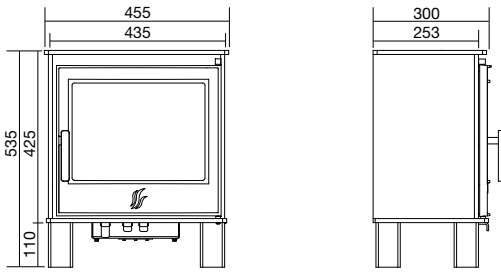
All dimensions are quoted in mm unless stated otherwise.

Earlswood III LS



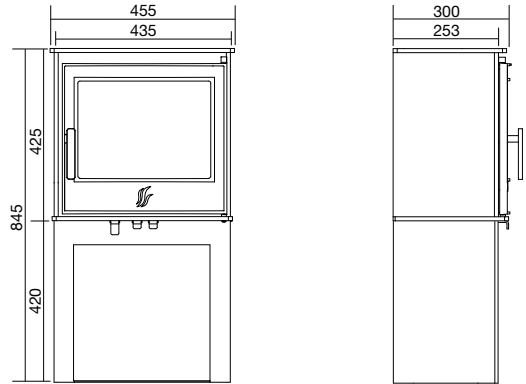
Fuel	Wood and Solid Fuel
Nominal Output	5 kw
Output - Min / Max	2.5 kw / 6.5 kw
Net Efficiency	84.3%
Gross Efficiency	76.7%
Max Hearth Temp	Less than 100°C
Weight	101 kg
Max Log Size	35 cm
Flue Diameter	125 mm (inside dia)
Flue Location	Top or Rear
Floor to centre of rear flue outlet	669 mm
Rear of stove to centre top flue outlet	105 mm
Construction	Cast Iron and Steel
EEl classification for ecolabelling 2018	A+

Malvern II



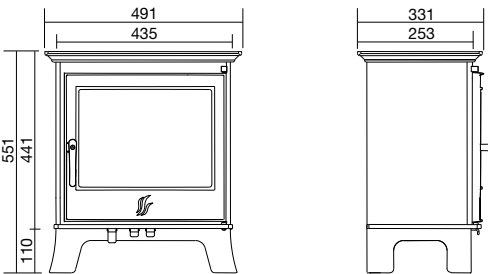
Fuel	Wood and Solid Fuel
Nominal Output	5 kw
Output - Min / Max	2.5 kw / 6.5 kw
Net Efficiency	84.3%
Gross Efficiency	76.7%
Max Hearth Temp	Less than 100°C
Weight	80 kg
Max Log Size	35 cm
Flue Diameter	125 mm (inside dia)
Flue Location	Top or Rear
Floor to centre of rear flue outlet	430 mm
Rear of stove to centre top flue outlet	105 mm
Construction	Cast Iron and Steel
EEl classification for ecolabelling 2018	A+

Malvern II LS



Fuel	Wood and Solid Fuel
Nominal Output	5 kw
Output - Min / Max	2.5 kw / 6.5 kw
Net Efficiency	84.3%
Gross Efficiency	76.7%
Max Hearth Temp	Less than 100°C
Weight	100 kg
Max Log Size	35 cm
Flue Diameter	125 mm (inside dia)
Flue Location	Top or Rear
Floor to centre of rear flue outlet	740 mm
Rear of stove to centre top flue outlet	105 mm
Construction	Cast Iron and Steel
EEl classification for ecolabelling 2018	A+

Malvern II Classic

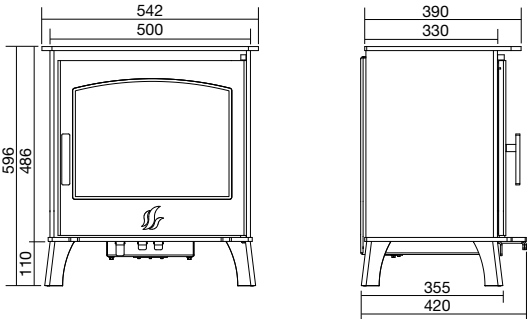


Fuel	Wood and Solid Fuel
Nominal Output	5 kw
Output - Min / Max	2.5 kw / 6.5 kw
Net Efficiency	84.3%
Gross Efficiency	76.7%
Max Hearth Temp	Less than 100°C
Weight	80 kg
Max Log Size	35 cm
Flue Diameter	125 mm (inside dia)
Flue Location	Top or Rear
Floor to centre of rear flue outlet	430 mm
Rear of stove to centre top flue outlet	105 mm
Construction	Cast Iron and Steel
EEl classification for ecolabelling 2018	A+

Steel stoves technical specifications

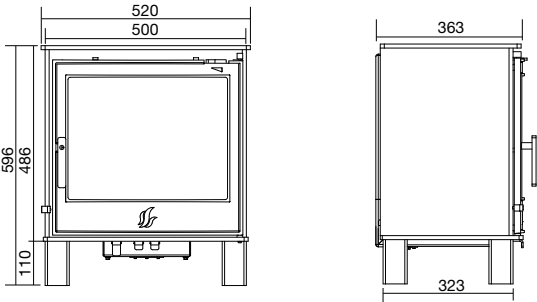
All dimensions are quoted in mm unless stated otherwise.

Astwood II



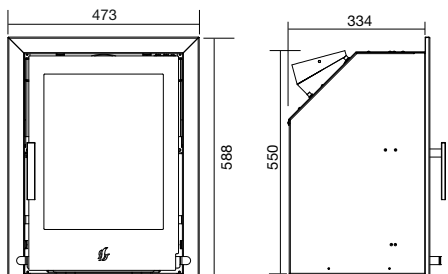
Fuel	Wood and Solid Fuel
Nominal Output	5 kw
Output - Min / Max	3.5 kw / 8 kw
Net Efficiency	82%
Gross Efficiency	80.36%
Max Hearth Temp	Less than 100°C
Weight	95 kg
Max Log Size	42 cm
Flue Diameter	125 mm (inside dia)
Flue Location	Top or Rear
Floor to centre of rear flue outlet	485 mm
Rear of stove to centre top flue outlet	110 mm
Construction	Cast Iron and Steel
EEl classification for ecolabelling 2018	A+

Buxton II



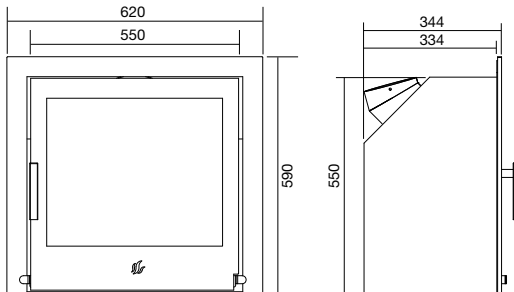
Fuel	Wood and Solid Fuel
Nominal Output	5 kw
Output - Min / Max	3.5 kw / 8.5 kw
Net Efficiency	82%
Gross Efficiency	80.36%
Max Hearth Temp	Less than 100°C
Weight	95 kg
Max Log Size	42 cm
Flue Diameter	125 mm (inside dia)
Flue Location	Top or Rear
Floor to centre of rear flue outlet	485 mm
Rear of stove to centre top flue outlet	110 mm
Construction	Cast Iron and Steel
EEl classification for ecolabelling 2018	A+

Tenbury T400



Fuel	Wood and Solid Fuel
Nominal Output	5 kw
Output - Min / Max	2.5 kw / 6.5 kw
Net Efficiency	82.1%
Gross Efficiency	74.7%
Max Hearth Temp	More than 100°C
Weight	60 kg
Max Log Size	25 cm
Flue Diameter	125 mm (inside dia)
Flue Location	Top
Floor to centre of rear flue outlet	N/A
Rear of stove to centre top flue outlet	75 mm
Construction	Steel
EEl classification for ecolabelling 2018	A

Tenbury T550

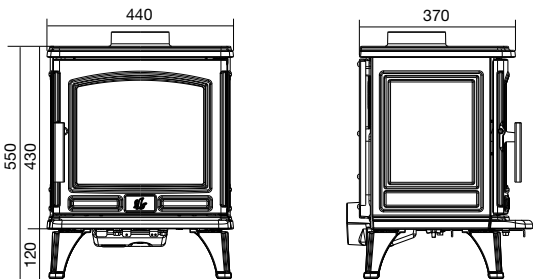


Fuel	Wood and Solid Fuel
Nominal Output	5 kw
Output - Min / Max	3 kw / 7 kw
Net Efficiency	82.9%
Gross Efficiency	75.4%
Max Hearth Temp	More than 100°C
Weight	75 kg
Max Log Size	40 cm
Flue Diameter	125 mm (inside dia)
Flue Location	Top
Floor to centre of rear flue outlet	N/A
Rear of stove to centre top flue outlet	75 mm
Construction	Steel
EEl classification for ecolabelling 2018	A+

Cast iron stoves technical specifications

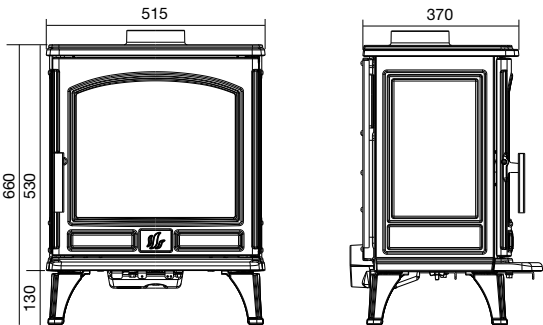
All dimensions are quoted in mm unless stated otherwise.

Oakdale



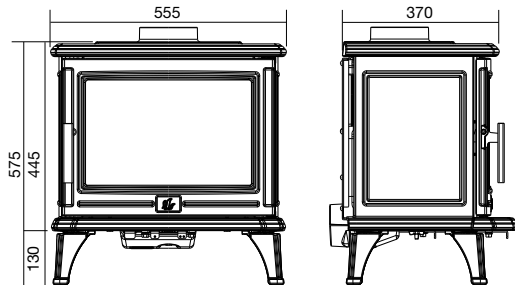
Fuel	Wood and Solid Fuel
Nominal Output	5 kw
Output - Min / Max	2.5 kw / 6 kw
Net Efficiency	83.8%
Gross Efficiency	76.3%
Max Hearth Temp	Less than 100°C
Weight	90 kg
Max Log Size	30 cm
Flue Diameter	125 mm (inside dia)
Flue Location	Top or Rear
Floor to centre of rear flue outlet	435 mm
Rear of stove to centre top flue outlet	135 mm
Floor to centre of direct air spigot	145 mm
Construction	Cast Iron
EEl classification for ecolabelling 2018	A

Ashdale



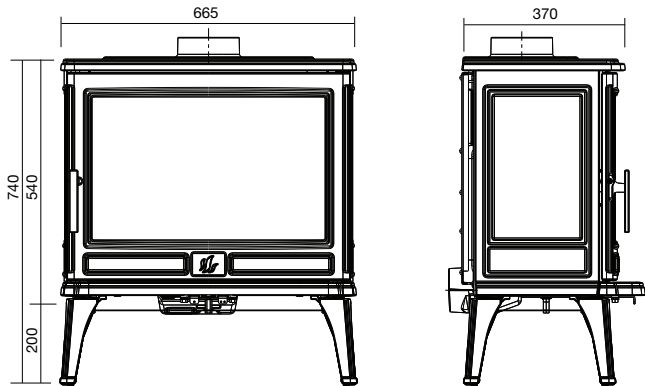
Fuel	Wood and Solid Fuel
Nominal Output	7 kw
Output - Min / Max	4 kw / 10 kw
Net Efficiency	83.4%
Gross Efficiency	75.9%
Max Hearth Temp	Less than 100°C
Weight	110 kg
Max Log Size	40 cm
Flue Diameter	125 mm (inside dia)
Flue Location	Top or Rear
Floor to centre of rear flue outlet	545 mm
Rear of stove to centre top flue outlet	135 mm
Floor to centre of direct air spigot	145 mm
Construction	Cast Iron
EEl classification for ecolabelling 2018	A+

Rowandale



Fuel	Wood and Solid Fuel
Nominal Output	5 kw
Output - Min / Max	3.5 kw / 7.5 kw
Net Efficiency	79.5%
Gross Efficiency	72.3%
Max Hearth Temp	Less than 100°C
Weight	105 kg
Max Log Size	40 cm
Flue Diameter	125 mm (inside dia)
Flue Location	Top or Rear
Floor to centre of rear flue outlet	450 mm
Rear of stove to centre top flue outlet	135 mm
Floor to centre of direct air spigot	145 mm
Construction	Cast Iron
EEl classification for ecolabelling 2018	A

Larchdale

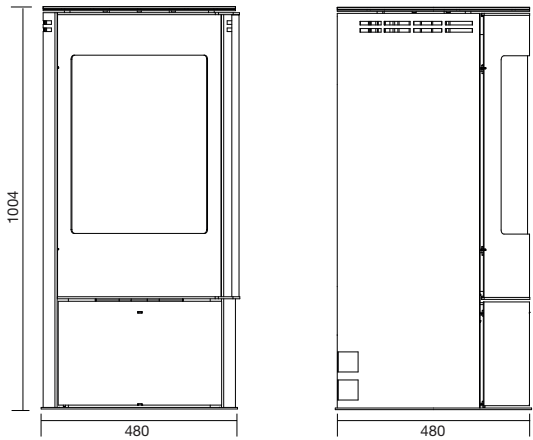


Fuel	Wood
Nominal Output	9 kw
Output - Min / Max	4.5 kw / 11.5 kw
Net Efficiency	77.0%
Gross Efficiency	70.1%
Max Hearth Temp	Less than 100°C
Weight	136 kg
Max Log Size	50 cm
Flue Diameter	150 mm (inside dia)
Flue Location	Top or Rear
Floor to centre of rear flue outlet	630 mm
Rear of stove to centre top flue outlet	135 mm
Floor to centre of direct air spigot	210 mm
Construction	Cast Iron
EEl classification for ecolabelling 2018	A

Contemporary stoves technical specifications

All dimensions are quoted in mm unless stated otherwise.

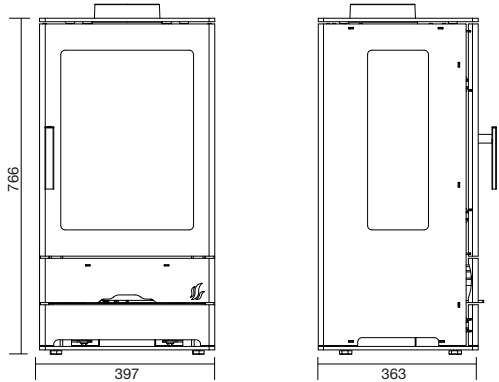
Solis



Fuel	Wood and Solid Fuel
Nominal Output	5 kw
Output - Min / Max	3.5 kw / 8 kw
Net Efficiency	82%
Gross Efficiency	74.6%
Max Hearth Temp	Less than 100°C
Weight	110 kg
Max Log Size	40 cm
Flue Diameter	150 mm (inside dia)
Flue Location	Top only
Floor to centre of rear flue outlet	N/A
Rear of stove to centre top flue outlet	200 mm
Construction	Steel
EEl classification for ecolabelling 2018	A+

Please note: It is not possible to sweep the chimney through the Solis.

Trinity ECO 1 / 3

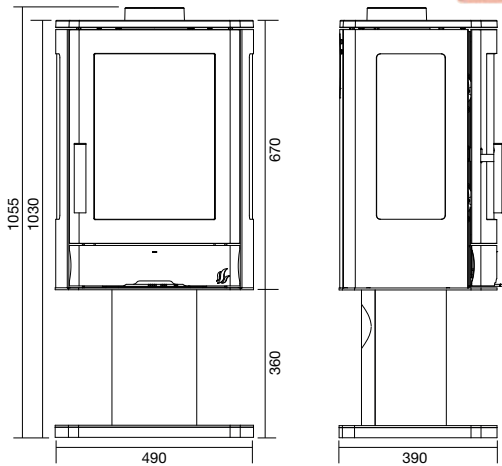


Fuel	Wood logs
Nominal Output	5 kw
Output - Min / Max	2.5 kw / 7.0 kw
Net Efficiency	79.4%
Gross Efficiency	72.3%
Max Hearth Temp	Less than 100°C
Weight	90 kg
Max Log Size	40 cm
Flue Diameter	125 mm (inside dia)
Flue Location	Top or Rear
Floor to centre of rear flue outlet	635 mm
Rear of stove to centre top flue outlet	150 mm
Construction	Steel
EEl classification for ecolabelling 2018	A

Contemporary stoves technical specifications

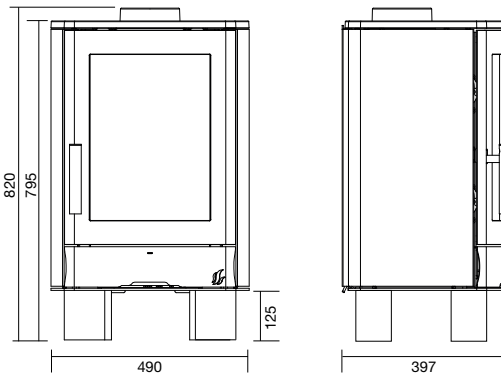
All dimensions are quoted in mm unless stated otherwise.

Neo ECO 1P / 3P



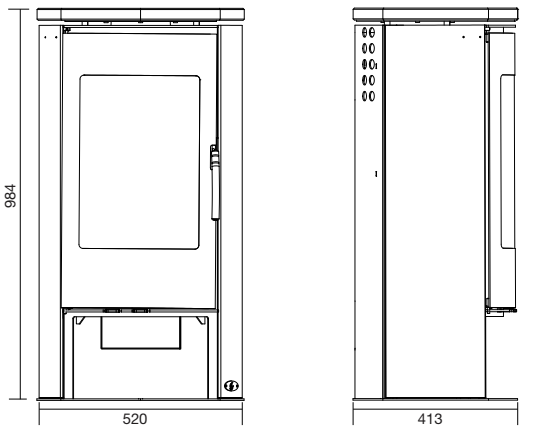
Fuel	Wood logs
Nominal Output	5 kw
Output - Min / Max	3.5 kw / 8.5 kw
Net Efficiency	79.4%
Gross Efficiency	72.3%
Max Hearth Temp	Less than 100°C
Weight	105 kg
Max Log Size	40 cm
Flue Diameter	125 mm (inside dia)
Flue Location	Top or Rear
Floor to centre of rear flue outlet	920 mm
Rear of stove to centre top flue outlet	145 mm
Construction	Cast Iron and Steel
EEl classification for ecolabelling 2018	A

Neo ECO 1F / 3F



Fuel	Wood logs
Nominal Output	5 kw
Output - Min / Max	3.5 kw / 8.5 kw
Net Efficiency	79.4%
Gross Efficiency	72.3%
Max Hearth Temp	Less than 100°C
Weight	90 kg
Max Log Size	40 cm
Flue Diameter	125 mm (inside dia)
Flue Location	Top or Rear
Floor to centre of rear flue outlet	675 mm
Rear of stove to centre top flue outlet	145 mm
Construction	Cast Iron and Steel
EEl classification for ecolabelling 2018	A

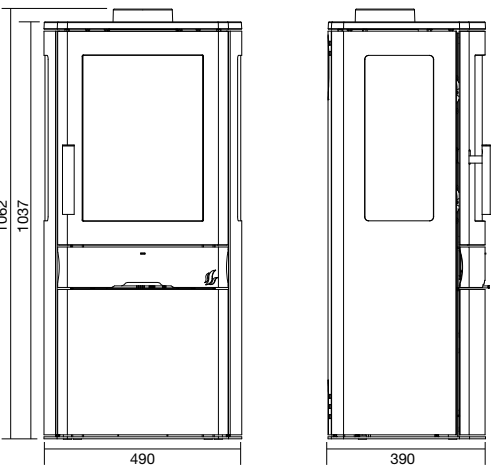
Novus



Fuel	Wood and Solid Fuel
Nominal Output	5 kw
Output - Min / Max	3.5 kw / 8 kw
Net Efficiency	80.5%
Gross Efficiency	73.25%
Max Hearth Temp	Less than 100°C
Weight	110 kg
Max Log Size	40 cm
Flue Diameter	150 mm (inside dia)
Flue Location	Top or Rear
Floor to centre of rear flue outlet	840mm
Rear of stove to centre top flue outlet	157 mm
Construction	Steel and Ceramic
EEl classification for ecolabelling 2018	A+

Please note: It is not possible to sweep the chimney through the Novus.

Neo ECO 1C / 3C



Fuel	Wood logs
Nominal Output	5 kw
Output - Min / Max	3.5 kw / 8.5 kw
Net Efficiency	79.4%
Gross Efficiency	72.3%
Max Hearth Temp	Less than 100°C
Weight	110 kg
Max Log Size	40 cm
Flue Diameter	125 mm (inside dia)
Flue Location	Top or Rear
Floor to centre of rear flue outlet	920 mm
Rear of stove to centre top flue outlet	145 mm
Construction	Cast Iron and Steel
EEl classification for ecolabelling 2018	A



Neo 3C ECO woodburning stove with optional open fronted log store. • 5 Kw - see page 44.



Stove installation clearances

All dimensions are quoted in mm unless stated otherwise.

A quick guide to clearances can be found below but please refer to the manual for the full detail before commencing installation.

- Top Flue Installations - Recommended 600mm vertical before any bend.
- Rear flue Installations - 150mm horizontal before any bend unless further stipulations are met.

Steel stoves range clearances						
Stove Model	Recommended clearances to non-combustible materials			Mandatory clearances to combustible materials		
	Side	Rear*	Above	Side	Rear	Above
Wychwood	150mm	50mm	300mm	250mm***	100mm***	375mm***
Earlwood III	150mm	50mm	300mm	550mm	450mm	375mm
Malvern II	150mm	50mm	300mm	550mm	450mm	375mm
Malvern II Classic	150mm	50mm	300mm	550mm	450mm	375mm
Astwood II	150mm	50mm	300mm	450mm**	350mm**	375mm
Buxton II	150mm	50mm	300mm	450mm**	350mm**	375mm
Tenbury T400	-	-	-	150mm	300mm	500mm
Tenbury T550	-	-	-	150mm	300mm	600mm
	*if the wall is less than 200mm thick a clearance of 150mm will be required			**If using an insulated flue pipe with an integrated appliance connector, such as Midtherm HT-2 Starter length, the minimum distance to combustibles is 450mm to the sides and 350mm at the rear		
				***When fitted with the optional Wychwood heat shield. If using an insulated flue pipe with an integrated appliance connector, such as Midtherm HT-2 Starter length, the minimum distance to combustibles is 250mm at the rear and 200mm to the sides. If not fitting the heatshield or the integrated appliance connector then the clearances are 550mm to the sides, 450mm to the rear and 375mm above.		

Cast iron stoves Range clearances						
Stove Model	Recommended clearances to non-combustible materials			Mandatory clearances to combustible materials		
	Side	Rear*	Above	Side	Rear	Above
Oakdale	150mm	50mm	300mm	400mm	300mm	375mm
Ashdale	150mm	50mm	300mm	400mm	300mm	375mm
Rowandale	150mm	50mm	300mm	400mm	300mm	375mm
Larchdale	150mm	50mm	300mm	300mm	400mm	450mm
	*if the wall is less than 200mm thick a clearance of 150mm will be required					

Contemporary stoves range clearances						
Stove Model	Recommended clearances to non-combustible materials			Mandatory clearances to combustible materials		
	Side	Rear*	Above	Side	Rear	Above
Solis	150mm	50mm	300mm	550mm	450mm	450mm
Trinity ECO 1	50mm	50mm	150mm	350mm	50mm**	375mm**
Trinity ECO 3	100mm	50mm	150mm	800mm	50mm**	375mm**
Novus	150mm	50mm	300mm	550mm	450mm	450mm
Neo ECO 1C / 1F / 1P	50mm	50mm	150mm	350mm**	50mm**	375mm**
Neo ECO 3C / 3F / 3P	150mm	50mm	300mm	500mm**	50mm**	375mm**
	*if the wall is less than 200mm thick a clearance of 150mm will be required			** If using an insulated flue pipe with an integral appliance connector, such as the Midtherm HT-S starter length and the optional ACR Neo rear heat shield.		
				For further information on distance to combustibles please see the technical manuals available to download from www.acrstoves.com		

Stove installation

The installation must be carried out by a competent person registered with a Government approved competent persons scheme. For example, HETAS Ltd operate a competent person scheme - please visit www.hetas.co.uk to learn more and to find a qualified installer.

Alternatively, the installation can be carried out under Local Authority Building Control approval.



Stove accessory range

KEEPING YOUR STOVE IN TIP-TOP CONDITION

Our stoves are carefully engineered for many years of trouble free service. To keep your stove looking its best and working efficiently we offer a range of products and consumable spare parts specifically designed for maintaining your stove.

ACR TRADITIONAL STOVE PAINT

A premium quality temperature resistant paint designed for keeping the appearance of all stove paint finish stoves looking as-new. The environmentally friendly spray makes application to your stove straightforward and with a heat resistant rating up to 650°C you can be assured of a long lasting quality finish on your stove.

ACR GLASSBRIGHT DOOR GLASS CLEANER

Specially formulated to make cleaning your stoves glass as easy as possible. Unsightly deposits can build up from burning unseasoned wood or non-recommended solid fuels, spoiling the view of the fire. Regular cleaning with Glassbright will assist by dissolving away these stubborn deposits and make cleaning much easier.

DOOR SEALS

It is important that door seals are maintained to ensure your stove is operating at maximum efficiency. Your supplying stove dealer will stock new door rope seals for your ACR stove. We recommend that you replace the seal if the current one is showing excessive signs of wear and tear, or damage.

SPARE PARTS

A wide range of spare parts are available from stock for your ACR stove. Should you encounter a problem and require parts, please contact your supplying dealer, or visit our website <https://acrsheatproducts.com/spare-parts> to purchase online.



Stove warranty information

10 YEAR WARRANTY

All ACR steel, cast iron and contemporary stove range are covered by a 10 year warranty which covers all stove body castings, it does not include consumable items such as glass and door seals. This 10 year warranty is only applicable when the stove is purchased from one of our recommended retailers.

If a stove from any of our brands is purchased from a non-recommended retailer then only a 12 month warranty will be applicable as outlined below.

All stoves are covered by a 1 year warranty when purchased through a non-recommended retailer. The warranty covers the stove body castings only and does not include consumable items such as grates, firebricks, vermiculite panels, baffles, log guards, door rope and glass.

Any warranty claims should be addressed to your original supplier and accompanied with the date of purchase and serial number of the appliance.

Full warranty details & exclusions can be found on our website <https://acrsheatproducts.com/warranties>



Astwood II steel multifuel stove • 5 Kw - see page 18.

Your local ACR dealer:



September 2023

ACR
STOVES

ACR Heat Products Limited, Unit 1, Weston Works,
Weston Lane, Tyseley Birmingham B11 3RP, England.

- Tel: 0121 706 8266
- E-mail: enquiries@acrheatproducts.co.uk
- www.acrstoves.com



Scan code with your mobile
device for more information



All installations shown in this brochure are for illustrative purposes only. All actual installations must comply with the latest building regulations and ACR Heat Products Ltd installation manuals. Please note that due to limitations of the printing process, colour reproduction of the stoves may vary slightly from those shown. Please consult your dealer for more accurate colour matching.

ACR Heat Products Ltd reserves the right to amend any specifications herein or to make any product design changes. The specifications, dimensions and information shown within our brochures are provided for information purposes only and are not binding. With the aim of constantly improving our equipment, all modifications considered necessary may be made without notice.